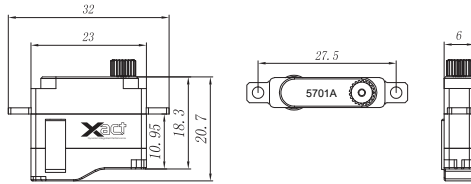


Overview


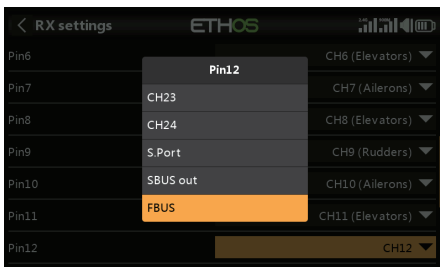


Specifications

- Dimension: 23×6×20.7mm (L×W×H)
- Weight: 6.5g
- Horn Spline: Φ4 15T
- Operating Voltage: 3.5V-8.4V
- Refresh Rate: 1520us/333Hz | 760us/700Hz

PERFORMANCE	TORQUE SPEED @3.7V		TORQUE SPEED @6.0V		TORQUE SPEED @7.4V	
5701A (D5701A)	1.30 kgf.cm 18.1 Oz-in	0.12 sec/60°	2.60 kgf.cm 36.1 Oz-in	0.07 sec/60°	3.20 kgf.cm 44.4 Oz-in	0.06 sec/60°
PERFORMANCE	TORQUE SPEED @3.7V		TORQUE SPEED @4.8V		TORQUE SPEED @6.0V	
5701 (D5701)	1.40 kgf.cm 19.4 Oz-in	0.16 sec/60°	1.80 kgf.cm 24.9 Oz-in	0.12 sec/60°	2.30 kgf.cm 31.9 Oz-in	0.09 sec/60°
PERFORMANCE	TORQUE SPEED @6.0V		TORQUE SPEED @7.4V		TORQUE SPEED @8.4V	
HV5701 (H5701)	1.60 kgf.cm 22.2 Oz-in	0.13 sec/60°	2.00 kgf.cm 27.8 Oz-in	0.11 sec/60°	2.30 kgf.cm 31.9 Oz-in	0.09 sec/60°

How to Operate Servos in FBUS Mode *FBUS*



1. Ensure that an FBUS-capable receiver is bound to the radio, and the receiver's ports or channel ports (those connected to FBUS-capable servos) have been set to FBUS mode.

Channel Port Setting:

Navigate to [Model] → [RF System] → [RX1/2/3] → [Options] → [Pin]

Telemetry Port Setting:

Navigate to [Model] → [RF System] → [RX1/2/3] → [Options] → [Telemetry Port]

2. Once configured correctly, the FBUS-capable servos will automatically work in FBUS mode. This enables both configuration capabilities and telemetry feedback on the servos.

Servo Configurations:

Navigate to [System] → [Device Config] → [Servos] → [Xact]

Servo Telemetry Data:

Navigate to [Model] → [Telemetry]

Description of Parameter Settings

ETHOS ▸ [Device Config] ▸ [Servos] ▸ [Xact]

Physical ID	When multiple servos are used simultaneously, each servo must be assigned a unique ID.
Application ID	When using the same type of sensors from different devices simultaneously, each device must be assigned a unique application ID to avoid conflicts.
Data Rate	Data Transmission Interval.
Range (90°/120°/180°)	Rotation angle range of the servo gear.
Direction (Clockwise/Anticlockwise)	Servo rotation direction.
PWM Pulse Type	1500us / 760us options
Channel	The channel assigned for data transmission while the servo is operating in FBUS mode.
Center	Servo motor neutral position adjustment
Save to flash	Save the configured settings to flash memory

Telemetry Data of Xact Servos

ETHOS ▸ [Model] ▸ [Telemetry]

SRV# Curr	Servo Current
SRV# Volt	Servo Voltage
SRV# Temp	Servo Temperature